DRAWING MADE IN THIRD ANGLE PROJECTION

1529161 ⇔ 1529161

/home/us052641/edmmod

PART NUMBER	REV	FIRST USED	TERMINATOR	FEED TYPE	DESCRIPTION
1529161-1	A	-	BENCH & LEADMAKER	MECH POST FEED	HD-I APPLICATOR
7-1529161-1	A	-	BENCH & LEADMAKER	MECH POST FEED	-1 AND SPARE PARTS
7-1529161-7	A	-	-	-	SPARE PARTS KIT

CRIMP DATA AMP TERMINAL AMP CRIMP SPECS

TERMINAL NAME: RECEPTACLE, FASTIN-ON .187 SRS

CRIMP	SIZE	TYPE	RANGE
WIRE	2.79 [.110 IN]	F	18-14 AWG
INSUL	5.59 [.220 IN]	F	3.30-4.83 [.130-.190 IN]

WIRE STRIP LENGTH 3.58-4.34 [.141-.171 IN]

APPL INSTRUCTION 408-8323 & 408-8490

TERMINAL	-	-	FEED
APPL SPEC	114-2065	-	16.64 [.655 IN]

TERMINALS APPLIED

63833	-	-	-	-
-	-	-	-	-
-	-	-	-	-
-	-	-	-	-
-	-	-	-	-
-	-	-	-	-
-	-	-	-	-
-	-	-	-	-

WIRE SIZE mm² AWG	CRIMP HEIGHT ✳	REF SETTING
14 AWG	1.60 ±0.05 [.063 ±.002 IN]	A-9
16 AWG	1.37 ±0.05 [.054 ±.002 IN]	C-5
18 AWG	1.22 ±0.05 [.048 ±.002 IN]	D-7
-	-	-
-	-	-
-	-	-
-	-	-
-	-	-
-	-	-
-	-	-
-	-	-
-	-	-
-	-	-

1. RECOMMENDED SPARE PARTS.
2. GREASE RAM, CAM, CAM FOLLOWER AND FEED ROD LIGHTLY.
3. LUBRICATE DAILY PER THE APPLICATOR INSTRUCTION SHEET SUPPLIED WITH THE APPLICATOR.
4. CUT TO LENGTH AT ASSY.

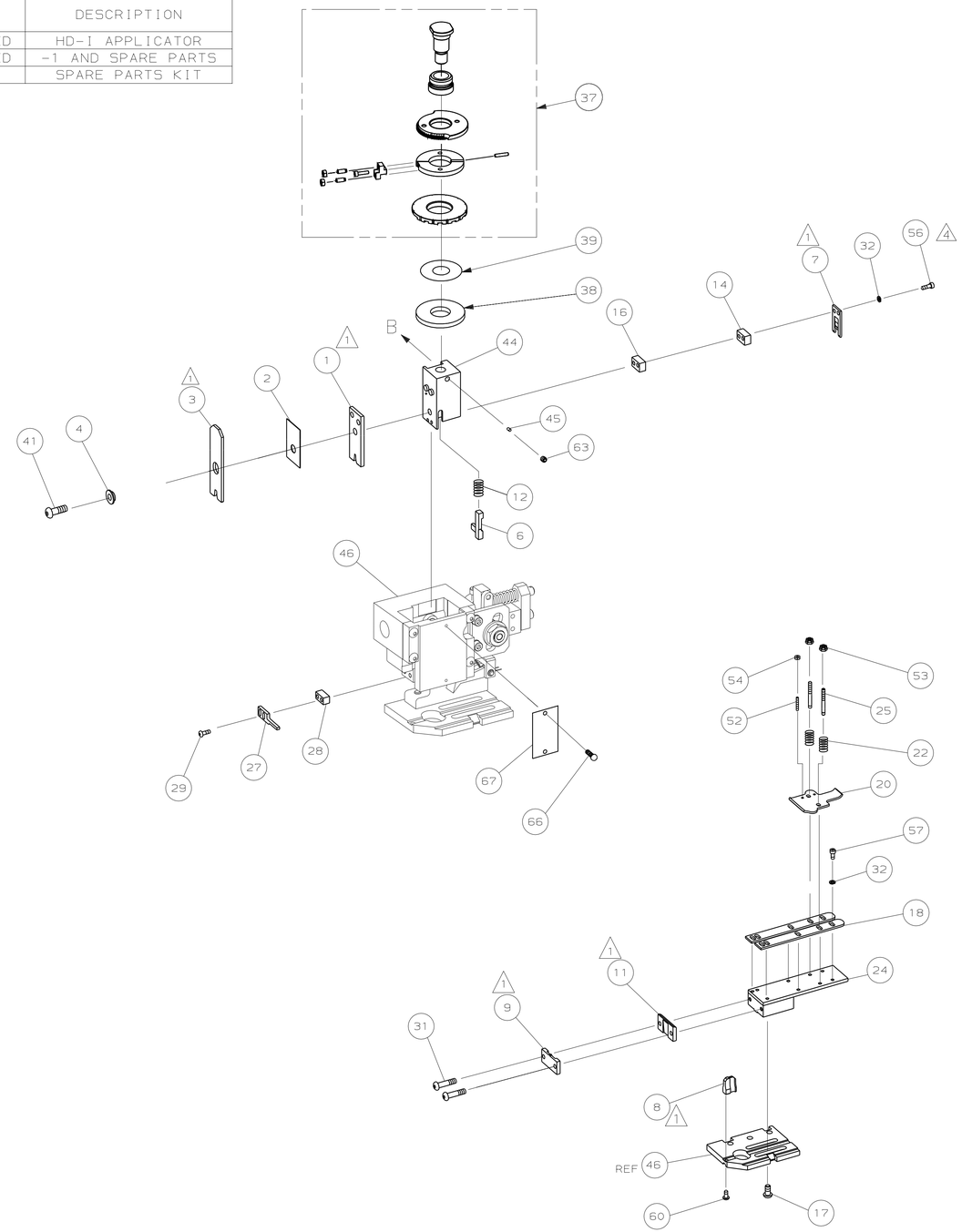

					73
-	1	1	1529161	PRINT, APPLICATOR LOG SHEET	72
-	1	1	1338705-4	DOCUMENTATION PACKAGE	71
					70
					69
					68
-	1	1	461264-5	PLATE, IDENTIFICATION	67
-	2	2	21017-2	SCR,DRIVE(#2X.19)ID PLATE	66
					65
					64
-	1	1	3-18031-0	SCR,SKT SET(M6X6)RAM	63
					62
					61
-	1	1	18024-7	SCR,BHC(M4X10)ANVIL	60
					59
					58
-	6	6	1-18023-0	SCR,SHC(M4X8)STRIP GUIDE	57
4 -	2	2	1-18023-1	SCR,SHC(M4X10)SLUG BLADE	56
					55
-	2	2	18029-1	NUT,HEX(M3)DRAG	54
-	2	2	986965-1	NUT,HEX SL(M4)DRAG STUD	53
-	2	2	2-18032-2	SCR,SKT SET(M3X10)DRAG	52
					51
					50
-	1	1	18024-3	SCR,BHC(M3X10)CAM	49
					48
-	1	1	1338676-1	CAM, POST-FEED 30 & 40 mm ST	47
-	1	1	1338662-2	APPLICATOR, BASIC (SUBASSY)	46
-	1	1	690191-1	PLUG, NYLON	45
-	1	1	1320998-1	RAM	44
					43
					42
-	1	1	2-18024-6	SCREW,BHC(M8X25)CRIMPER	41
					40
-	1	1	690125-1	SHIM SUBASSY	39
-	1	1	1-469367-0	SPACER, FINE ADJUST	38
-	1	1	879103-2	FINE ADJUST HEAD SUBASSY	37
					36
					35
					34
					33
-	8	8	18025-2	WASHER,LOCK(M4)SHEAR BL	32
-	2	2	1-18024-0	SCR,BHC(M4X20)SHEAR PL	31
					30
-	2	2	18024-8	SCR,BHC(M4X12)STRIPPER	29
-	1	1	3-690451-2	SPACER, STRIPPER	28
-	1	1	240639-1	STRIPPER	27
					26
-	2	2	1320906-1	DRAG, STUD	25
-	1	1	1-1320995-9	PLATE, STRIP GUIDE	24
					23
-	2	2	2-22281-6	SPRING, DRAG	22
					21
-	1	1	1338665-1	DRAG, STOCK	20
					19
-	2	2	1338663-5	GUIDE, LOWER STRIP	18
-	4	4	1-18024-8	SCR,BHC(M6X12)STRIP GD PL	17
-	1	1	1338708-1	SPACER, SLUG BLADE	16
					15
-	1	1	6-240641-4	SPACER, SLUG BLADE	14
					13
-	1	1	23846-1	SPRING, HOLD DOWN	12
1 -	1	1	240833-2	PLATE, REAR SHEAR	11
					10
1 -	1	1	5-690482-7	PLATE, FRONT SHEAR	9
1 1	2	1	4-1333219-6	ANVIL	8
1 -	1	1	690474-6	BLADE, SLUG	7
-	1	1	1-455892-2	HOLD DOWN, TERMINAL	6
					5
-	1	1	238009-1	SPACER, BLOCK CRIMPER	4
1 1	2	1	6-456134-2	CRIMPER, INSULATION	3
-	1	1	455888-5	SPACER, CRIMPER	2
1 1	2	1	6-456408-1	CRIMPER, WIRE	1
	-77	-71	-1	PART NO	DESCRIPTION	ITEM NO

← REVISION OF EACH ASSY NO (WHEN BLANK, USE DWG REVISION)

QTY REQD PER ASSY — PARTS LIST

VIEW B ROTATED 180°

POST-FEED 40 mm STROKE

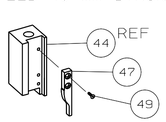

LEADMAKER OR BENCH G

POST-FEED 30 mm STROKE

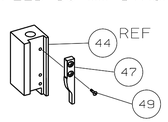

K TERMINATOR BENCH MACHINE

LOC A

DIST 66

✳ WARNING:
ON INSTALLATION, SET WIRE DISC TO LARGEST WIRE SIZE SETTING.
USE OF SETTINGS BELOW MIN REQ'D CRIMP HEIGHT SETTING WILL CAUSE DAMAGE TO CRIMP TOOLING.

P	F	LTR	REVISION RECORD	APP	DATE
		A	PRODUCT RELEASE	CMR	AUG05

DIMENSIONS: mm [INCHES]
DO NOT SCALE PRINT.
TOLERANCES UNLESS OTHERWISE SPECIFIED:
1 PLC DEC ±-
2 PLC DEC ±-
3 PLC DEC ±-
ANGLES ± -
SURF TEXTURE: √
REMOVE BURRS, BREAK SHARP EDGES RO.38 MAX

MATL - -	HT TR - -	FIN - -	
DR 26JUL05 M.CLIFFORD	APP 26JUL05 F.BACKHURST	AMP Tyco Electronics Harrisburg, PA 17105-3608	
CHK - -	REL - -		
NAME FINE ADJ END FD HD-I APPL			MACHINE REF HD-I APPL
SCALE -	D	DWG NO 1529161	SHEET 1 OF 1 / REV A

CAGE CODE 00779 — CUSTOMER AND ASSEMBLY DRAWING — RESTRICTED TO —

LAYOUT L1529161

SET UP GAGE 458638-3

THIS DRAWING IS A CONTROLLED DOCUMENT.

THIS DRAWING IS UNPUBLISHED. © COPYRIGHT 20 . BY AMP INCORPORATED. ALL RIGHTS RESERVED. RELEASED FOR PUBLICATION .20 .

AMP 1756 REV 3-92 15-AUG-05 08:58:49 us052641