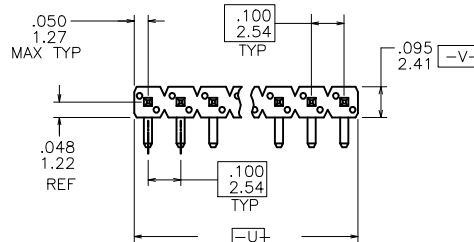


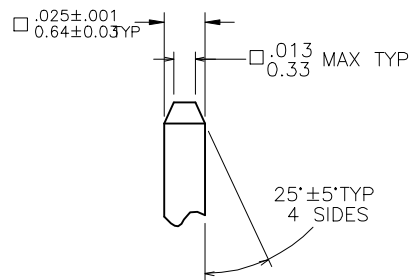
PRODUCT NUMBER
XXXXX-YYYHLF

LEAD FREE OPTION
NOTE 1,7
NO OF POSITION
NOTE 1
PIN PLATING
SEE SHEET 2
BASE NUMBER

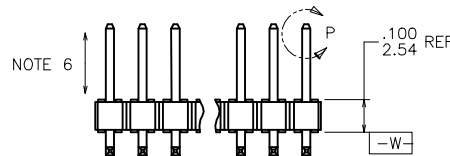


TOP VIEW

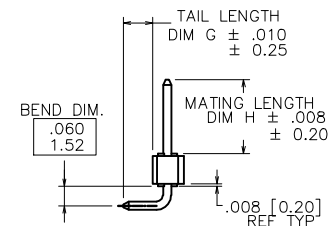
M U V S W
NOTE 4



DETAIL P
TYP BOTH ENDS



SIDE VIEW



END VIEW

mat'l code NOTE 2 & 3		surface ISO 1302	tolerance ISO 406 ISO 1101	projection 	product family BERGSTIK
ltr	ecn no	dr	date	tolerances unless otherwise specified	title
A	v71407	HTB	9/26/97	angles linear XX±.01/XX±.03 XXX±.006/XXX±0.13 XXXX±.0020/XXXX±0.05	BERGSTIK® II HEADER
B	M05-0027	MHT	4/21/05	0'±2'	.100/2.54cc SR R/A SPECIAL
C	M05-0246	MHT	11/23/05		scale 2:1
D	M06-0269	MNR	7/17/06	dr	dwg no
E	M06-0354	MHT	9/08/06	engr	sheet 1 of 2 size
F	M08-0291	MHT	10/06/08	chr	71701
				appd	A3
					type
sheet	revision	F	F		Product Customer Drawing
index	sheet	1	2		

PRODUCT NUMBER	TOT. PIN LGTH.		TAIL LENGTH		MATING LENGTH		LEAD FREE OPTION
	ENGLISH	METRIC	ENGLISH	METRIC	ENGLISH	METRIC	
	71701-X08H	0.601	15.26	.120	3.05	.318	

NOTES

1. PART NUMBER OPTIONS:

PIN PLATING CODES (SEE ABOVE)

NUMBER OF POSITION:
AVAILABLE IN 8 POSITION PART ONLY.

PACKAGING:
PACKAGED IN POLY BAGS.

LEAD FREE:
ADD "HLF" SUFFIX AT THE END OF PART NUMBER IS LEAD FREE OPTION.

2. BODY MATERIAL:

MANUFACTURER'S OPTION OF NYLON OR PCT, GLASS FIBER REINFORCED, FLAME RETARDENT PER UL-94V-0.
COLOR: BLACK.

OR
MINERAL FILLED LCP REINFORCED, FLAME RETARDENT PER UL-94V-0.
COLOR: BLACK

PART NUMBERS WITH "H" SUFFIX WILL WITHSTAND EXPOSURE TO 260°C PEAK TEMPERATURE FOR 20 SECONDS IN WAVE SOLDER, INFRA-RED OR VAPOR PHASE SOLDER PROCESS.

PART NUMBERS WITHOUT "H" SUFFIX WILL WITHSTAND EXPOSURE TO 260°C PEAK TEMPERATURE FOR WAVE SOLDER PROCESS.

3. PIN MATERIAL: PHOS-BRONZE.

4. MEASURED WITH PART IN RESTRAINED CONDITION.

5. TWO SIDES OF PIN TIPS NOT PLATED. TYPICAL BOTH ENDS.

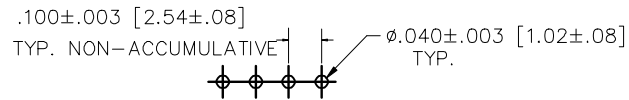
6. 2LBS/0.9KG MIN PIN RETENTION IN EITHER DIRECTION.

7. THESE PRODUCTS MEETS EUROPEAN UNION DIRECTIVES AND OTHER COUNTRY REGULATION AS DESCRIBED IN GS-22-008.

8. THIS PRODUCT HAS 100% TIN PLATING IN THE INTERFACE AND HAS NOT BEEN TESTED FOR WHISKER GROWTH IN ALL INTERCONNECT ENVIRONMENTS."

9. PLATING OPTIONS:
MAY BE EITHER GOLD OR GXT PLATED AT MANUFACTURER'S CHOICE.

PIN PLATING CODES:	
XXXXX-1YY	30u"/0.76u MIN (SEE NOTE 9) OVER 50u"/1.27u MIN Ni
XXXXX-4YY	100u"/2.54u MIN Sn OVER 50u"/1.27u MIN Ni (SEE NOTE 8)
XXXXX-4YYHLF	



RECOMMENDED HOLE PATTERN

mat'l code	NOTE 2 & 3	surface	ISO 1302	tolerance	ISO 406 ISO 1101	projection	product family	BERGSTIK
ltr	ecn no	dr	date	tolerances unless otherwise specified		INCH/MM	title	
F				angles	linear		BERGSTIK® II HEADER	
				0°±2'	linear	scale	.100/2.54cc SR R/A SPECIAL	
		dr	T. BREWBAKER	9/26/97			dwg no	sheet 2 of 2 size
		enr	M. SMYK	9/26/97			71701	A3
		chr	M. SMYK	9/26/97			type Product Customer Drawing	
		appd	M. SMYK	9/26/97				
sheet index	revision sheet							



Copyright FCJ