

# 0,80mm HI-SPEED HEADER QTE SERIES

## SPECIFICATIONS

For complete specifications see [www.samtec.com?QTE](http://www.samtec.com?QTE)

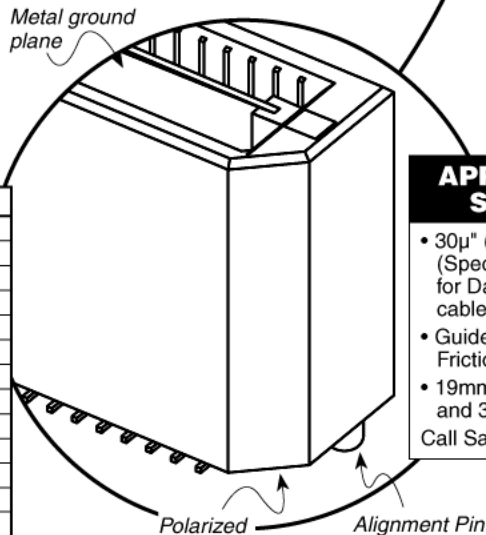
- Insulator Material:** Liquid Crystal Polymer
- Terminal Material:** Phosphor Bronze
- Plating:** Au over 50µ" (1,27µm) Ni
- Current Rating:** Contacts: 2A @ 80°C  
Ground Plane: 9.5A @ 80°C
- Operating Temp Range:** -55°C to +125°C
- Voltage Rating:** 225 VAC mated with QSE & 5mm Stack Height

**Note:** Some lengths, styles and options are non-standard, non-returnable.

Mates with: QSE



0,80mm QTE/QSE	Rated @ -3dB Insertion Loss
<b>5mm Stack Height</b>	
Single-Ended Signaling	9 GHz / 18 Gbps
Differential Pair Signaling	8 GHz / 16 Gbps
<b>11mm Stack Height</b>	
Single-Ended Signaling	6.5 GHz / 13 Gbps
Differential Pair Signaling	6.5 GHz / 13 Gbps
<b>16mm Stack Height</b>	
Single-Ended Signaling	5 GHz / 10 Gbps
Differential Pair Signaling	5 GHz / 10 Gbps
<b>19mm Stack Height</b>	
Single-Ended Signaling	5 GHz / 10 Gbps
Differential Pair Signaling	5 GHz / 10 Gbps
<b>25mm Stack Height</b>	
Single-Ended Signaling	4 GHz / 8 Gbps
Differential Pair Signaling	7 GHz / 14 Gbps



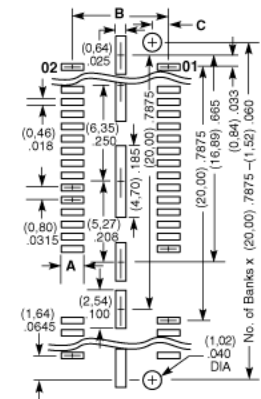
## APPLICATION SPECIFIC

- 30µ" (0,76µm) Gold (Specify -H plating for Data Rate cable applications)
- Guide Posts and Friction Lock options
- 19mm, 22mm, 25mm and 30mm stack height  
Call Samtec.



## Processing:

- Max Processing Temp:** 230°C for 60 seconds, or 260°C for 20 seconds 3x
- Lead-Free Solderable:** Yes
- SMT Lead Coplanarity:** (0,10mm) .004" max (020-060) (0,15mm) .006" max (080-100)
- Board Stacking:** For applications requiring more than two connectors per board, contact [ipg@samtec.com](mailto:ipg@samtec.com)
- Suggested PCB Layouts:** For reference only. Go to [www.samtec.com?QTE](http://www.samtec.com?QTE) for recommended PCB layout.



LEAD STYLE	A	B	C
-01, -02, -03, -09	(1,45) .057	(6,17) .243	(1,05) .0415
-04	(1,94) .0765	(5,96) .2345	(2,98) .1173

**QTE** - **NO. OF POSITIONS PER ROW** - **LEAD STYLE** - **PLATING OPTION** - **D** - **A** - **OTHER OPTION**

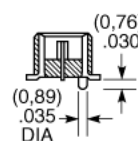
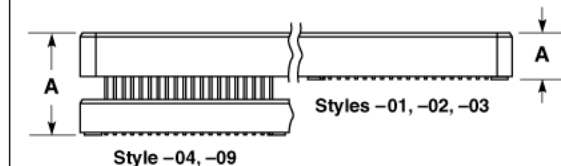
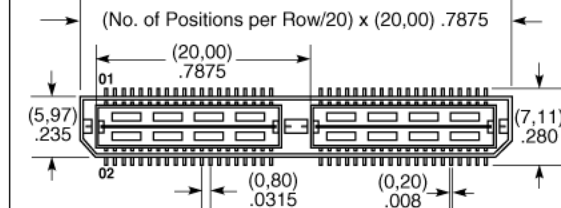
**-020, -040, -060, -080, -100**  
(40 total positions per bank)

**-L**  
= 10µ" (0,25µm) Gold on Signal Pins and Ground Plane, Gold Flash on tails

**-K**  
= (7,00mm) .275" DIA Polyimide Film Pick & Place Pad

**-TR**  
= Tape & Reel Packaging (-060 positions maximum)

**-F**  
= Gold Flash on Signal Pins and Ground Plane



QTE LEAD STYLE	A	HEIGHT WITH QSE
-01	(4,27) .168	(5,00) .198
-02	(7,26) .286	(8,00) .316
-03	(10,26) .404	(11,00) .434
-09	(13,27) .522	(14,00) .551
-04	(15,34) .604	(16,00) .630

Due to technical progress, all designs, specifications and components are subject to change without notice.

[WWW.SAMTEC.COM](http://WWW.SAMTEC.COM)